


International Point of Sale: Setting up POS System

Complete POS system consists of

1. CPU
2. Monitor
3. Keyboard
4. Mouse
5. Receipt Printer
6. Pole Display
7. Scanner



International Point of Sale: Setting up POS System



Power supply

VGA Port

USB Port

Ethernet Port

Back of the CPU

International Point of Sale: Setting up POS System



Touch Screen Monitor and its cable

International Point of Sale: Setting up POS System



Back of the CPU where Touch Screen Monitor cables are connected

International Point of Sale: Setting up POS System




Receipt Printer with the cables

International Point of Sale: Setting up POS System



Properly connected receipt printer (Green light) with the cables and paper roll inside.

International Point of Sale: Setting up POS System



Back of the Receipt Printer where cables are connected



International Point of Sale: Setting up POS System



Cash Drawer

International Point of Sale: Setting up POS System




**Cash
Drawer
Cable**

International Point of Sale: Setting up POS System



Pole Display

International Point of Sale: Setting up POS System



International Point of Sale: Setting up POS System



International Point of Sale: Setting up POS System



Complete POS system
with all its hardware
connected.